

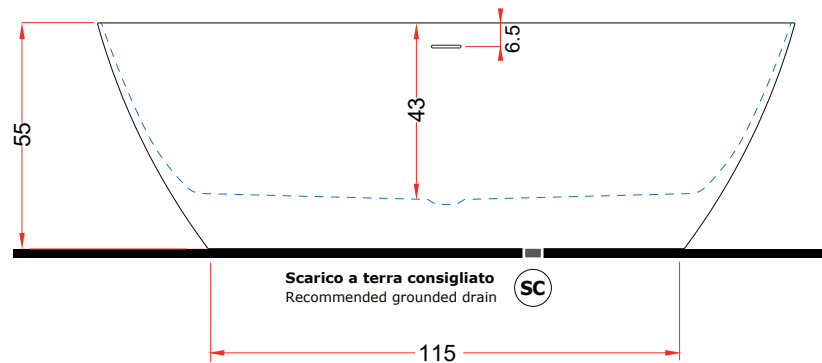
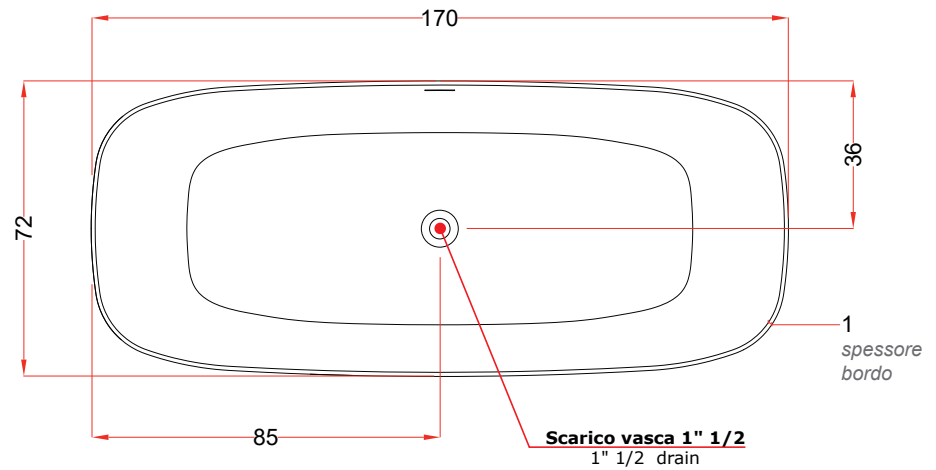
### Dati tecnici Technical features

Max contenuto d'acqua Max water capacity	295 l
Peso a vuoto Dry weight	137 kg

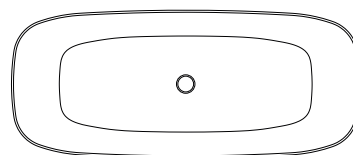
### Dati dimensionali Dimensional features

Volume d'imballo Packaging volume	1 m <sup>3</sup> cm176 x 80 x 70h
Peso spedizione Shipping weight	180 kg

### Disegno tecnico / Technical drawing

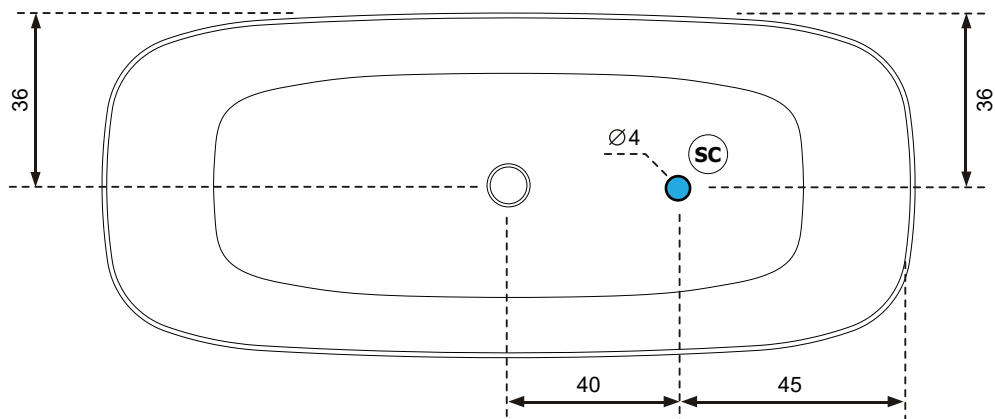


### Installazioni disponibili / Installations allowed



**CENTRO STANZA**

## Installazione idraulica - Rubinetteria vasca / Hydraulic installation - Bathtub taps



Scarico a terra filo-pavimento consigliato **SC** Recommended floor drain

### VISTA DA SOTTO - posizione piedini

